

# Eastern Sugar & Industries Limited

Corporate Office : Chandra Kunj, 3, Pretoria Street, 4th Floor, Kolkata - 700 071  
 Phones: 2282 1169(4 Lines), 2282 1183(2 Lines), Fax: (033) 2282 1187/1188  
 E-mail: esil@nopany.in / info@easternsugar.in, Website: www.easternsugar.in

## Unaudited Financial Results for the Quarter and Half Year Ended 31st December, 2013

PART I		Rs. in lakhs					
		3 Months ended			6 Months ended		Year Ended
		31.12.2013	30.09.2013	31.12.2012	31.12.2013	31.12.2012	30.06.2013
(Refer Notes below)		(Unaudited)	(Unaudited)	(Unaudited)	(Unaudited)	(Unaudited)	(Audited)
<b>1</b>	<b>Income from Operations</b>						
	a) Net Sales/Income from Operations	-	477.00	166.26	477.00	298.90	514.03
	b) Other Operating Income	-	-	-	-	-	-
	<b>Total Income from Operations (Net)</b>	-	<b>477.00</b>	<b>166.26</b>	<b>477.00</b>	<b>298.90</b>	<b>514.03</b>
<b>2</b>	<b>Expenses</b>						
	a) Cost of Materials Consumed	-	-	-	-	-	-
	b) Purchases of stock-in-trade	-	-	-	-	110.03	930.79
	c) Changes in Inventories of finished goods, work-in-progress and stock-in-trade	-	333.00	125.40	333.00	125.40	(554.16)
	d) Employee benefits expenses	3.46	8.73	1.53	12.19	7.04	17.48
	e) Depreciation and amortisation expenses	83.97	83.97	83.97	167.94	167.94	335.89
	f) Other expenses	2.64	2.70	2.69	5.34	6.19	17.82
	<b>Total Expenses</b>	<b>90.07</b>	<b>428.40</b>	<b>213.59</b>	<b>518.47</b>	<b>416.60</b>	<b>747.82</b>
<b>3</b>	<b>Profit from Operations before Other Income, Finance Costs, Exceptional Items (1-2)</b>	<b>(90.07)</b>	<b>48.60</b>	<b>(47.33)</b>	<b>(41.47)</b>	<b>(117.70)</b>	<b>(233.79)</b>
<b>4</b>	<b>Other Income</b>	126.38	66.38	66.38	192.76	236.20	441.77
<b>5</b>	<b>Profit from ordinary activities before finance costs and exceptional items (3+4)</b>	<b>36.31</b>	<b>114.98</b>	<b>19.05</b>	<b>151.29</b>	<b>118.50</b>	<b>207.98</b>
<b>6</b>	<b>Finance Costs</b>	31.21	31.21	31.21	62.42	62.42	124.85
<b>7</b>	<b>Profit from ordinary activities after finance costs but before exceptional items (5-6)</b>	<b>5.10</b>	<b>83.77</b>	<b>(12.16)</b>	<b>88.87</b>	<b>56.08</b>	<b>83.13</b>
<b>8</b>	<b>Exceptional Item</b>	-	-	-	-	-	-
<b>9</b>	<b>Profit from ordinary activities before tax (7+8)</b>	<b>5.10</b>	<b>83.77</b>	<b>(12.16)</b>	<b>88.87</b>	<b>56.08</b>	<b>83.13</b>
<b>10</b>	<b>Tax expense</b>	-	-	-	-	-	5.67
<b>11</b>	<b>Profit from ordinary activities after tax (9-10)</b>	<b>5.10</b>	<b>83.77</b>	<b>(12.16)</b>	<b>88.87</b>	<b>56.08</b>	<b>77.46</b>
<b>12</b>	<b>Extraordinary items (net of expense Rs. Nil)</b>	-	-	-	-	-	-
<b>13</b>	<b>Net Profit for the period (11+12)</b>	<b>5.10</b>	<b>83.77</b>	<b>(12.16)</b>	<b>88.87</b>	<b>56.08</b>	<b>77.46</b>
<b>14</b>	<b>Share of Profit/(Loss) of Associates*</b>	-	-	-	-	-	-
<b>15</b>	<b>Minority Interest*</b>	-	-	-	-	-	-
<b>16</b>	<b>Net Profit after taxes, minority interest and share of profit of associates (13-14-15)</b>	<b>5.10</b>	<b>83.77</b>	<b>(12.16)</b>	<b>88.87</b>	<b>56.08</b>	<b>77.46</b>
<b>17</b>	<b>Paid-up equity share capital (Equity Shares of Rs. 10/- each)</b>	1,690.01	1,690.01	1,200.01	1,690.01	1,200.01	1,200.01
<b>18</b>	<b>Reserves excluding Revaluation Reserves as per Balance Sheet of previous accounting year</b>	-	-	-	-	-	1,555.87
<b>19.</b>	<b>Earnings per share (before extraordinary items) (of Rs. 10/- each) (not annualised):</b>						
	i						
	(a) Basic	(0.31)	0.19	(0.58)	0.19	(0.01)	0.12
	(b) Diluted	(0.31)	0.19	(0.58)	0.19	(0.01)	0.12
	ii						
	(a) Basic	(0.31)	0.19	(0.58)	0.19	(0.01)	0.12
	(b) Diluted	(0.31)	0.19	(0.58)	0.19	(0.01)	0.12



See accompanying note to the financial results

\* Not Applicable



# Eastern Sugar & Industries Limited

Corporate Office : Chandra Kunj, 3, Pretoria Street, 4th Floor, Kolkata - 700 071  
 Phones: 2282 1169(4 Lines), 2282 1183(2 Lines), Fax: (033) 2282 1187/1188  
 E-mail: esil@nopany.in / info@easternsugar.in, Website: www.easternsugar.in

PART II							
Select Information for the Quarter Ended 31.12.2013							
		3 Months ended			6 Months ended		Year Ended
		31.12.2013	30.09.2013	31.12.2012	31.12.2013	31.12.2012	30.06.2013
<b>A</b>	<b>PARTICULARS OF SHAREHOLDING</b>						
1	Public Shareholding:						
	- No. of Shares	10859006	10508632	7819572	10859006	7819572	10390115
	- Percentage of Shareholding	64.25%	62.18%	65.16%	64.25%	65.16%	61.48%
2	Promoters and promoter group Shareholding						
	a) Pledged/Encumbered						
	- Number of shares	305000	305000	305000	305000	305000	305000
	- Percentage of shares (as a % of the total shareholding of promoter and promoter group)	5.05%	4.77%	7.30%	5.05%	7.30%	4.69%
	- Percentage of shares (as a % of the total share capital of the Company)	1.80%	1.80%	2.54%	1.80%	2.54%	1.80%
	b) Non-encumbered						
	- Number of shares	5736094	6086468	3875528	5736094	3875528	6204985
	- Percentage of shares (as a % of the total shareholding of promoter and promoter group)	94.95%	95.23%	92.70%	94.95%	92.70%	95.31%
	- Percentage of shares (as a % of the total share capital of the Company)	33.95%	36.01%	32.30%	33.95%	32.30%	36.72%
Select Information for the Quarter Ended 31.12.2013							
	<b>PARTICULARS</b>	<b>3 months ended 31.12.2013</b>					
<b>B</b>	<b>INVESTOR COMPLAINTS</b>						
	Pending at the beginning of the quarter		Nil				
	Received during the quarter		Nil				
	Disposed of during the quarter		Nil				
	Remaining unresolved at the end of the quarter		Nil				
<b>Notes:</b>							
1 The above results have been reviewed by the audit committee and approved at the meeting of the Board of Directors of the company held on 10th February, 2014.							
2 The Company operates in one segment only. Hence segment reporting under AS - 17 is not required.							
3 The Company's Shares are under Demat category as per SEBI Direction.							
4 Limited Review of the above results has been carried out by the Statutory Auditors of the Company.							
5 Figure of the previous periods are re-grouped/re-arranged wherever necessary.							
Kolkata					<b>FOR EASTERN SUGAR &amp; INDUSTRIES LTD</b> For Eastern Sugar & Industries Ltd.		
10th February, 2014					 (Executive Director)		

# Eastern Sugar & Industries Limited


Corporate Office : Chandra Kunj, 3, Pretoria Street, 4th Floor, Kolkata - 700 071  
 Phones: 2282 1169(4 Lines), 2282 1183(2 Lines), Fax: (033) 2282 1187/1188  
 E-mail: esil@nopany.in / info@easternsugar.in, Website: www.easternsugar.in

## Standalone Statement of Assets & Liabilities

Sr. No.	Particulars	As at		
		31.12.2013	31.12.2012	30.06.2013
		(Unaudited)	(Unaudited)	(Audited)
<b>Rs. in lakhs</b>				
<b>A</b>	<b>EQUITY AND LIABILITIES</b>			
<b>1</b>	<b>Shareholders' Funds</b>			
	(a) Share Capital	2,690.01	2,200.01	2,690.01
	(b) Reserves & Surplus	2,232.78	2,606.53	2,137.91
	<b>Sub-total - Shareholders' Funds</b>	<b>4,922.79</b>	<b>4,806.54</b>	<b>4,827.92</b>
<b>2</b>	<b>Share application money pending allotment</b>	<b>1,300.00</b>	<b>800.00</b>	<b>1,300.00</b>
<b>3</b>	<b>Non-current Liabilities</b>			
	(a) Long term borrowings	8,978.81	8,853.95	8,916.38
	(b) Deferred tax liabilities	-	-	-
	(c) Other long term liabilities	-	-	-
	(d) Long term provisions	-	-	-
	<b>Sub-total - Non-current Liabilities</b>	<b>8,978.81</b>	<b>8,853.95</b>	<b>8,916.38</b>
<b>4</b>	<b>Current Liabilities</b>			
	(a) Short term borrowings	1,089.35	833.15	246.92
	(b) Trade payables	1,779.12	1,272.07	1,765.72
	(c) Other current liabilities	375.90	382.94	376.00
	(d) Short term provisions	5.67	-	5.67
	<b>Sub-total - Current Liabilities</b>	<b>3,250.04</b>	<b>2,488.16</b>	<b>2,394.31</b>
	<b>TOTAL - EQUITY AND LIABILITIES</b>	<b>18,451.64</b>	<b>16,948.65</b>	<b>17,438.61</b>
<b>B</b>	<b>ASSETS</b>			
<b>1</b>	<b>Non-current Assets</b>			
	(a) Fixed assets	5,611.04	10,700.10	5,778.98
	(b) Goodwill on consolidation*	-	-	-
	(c) Non-current investments	1,870.33	2,157.53	1,870.33
	(d) Deferred tax assets (net)	-	-	-
	(e) Long-term loans & advances	-	-	-
	(f) Other non-current assets	4,578.17	-	4,753.17
	<b>Sub-total - Non-current Assets</b>	<b>12,059.54</b>	<b>12,857.63</b>	<b>12,402.48</b>
<b>2</b>	<b>Current Assets</b>			
	(a) Current investments	-	-	-
	(b) Inventories	1,210.38	863.84	1,543.40
	(c) Trade receivables	386.60	-	386.60
	(d) Cash and cash equivalents	25.94	31.54	19.73
	(e) Short-term loans & advances	4,769.18	3,190.86	3,086.40
	(f) Other Current assets	-	4.77	-
	<b>Sub-total - Current Assets</b>	<b>6,392.10</b>	<b>4,091.01</b>	<b>5,036.13</b>
	<b>TOTAL - ASSETS</b>	<b>18,451.64</b>	<b>16,948.65</b>	<b>17,438.61</b>

\* Not applicable



FOR EASTERN SUGAR & INDUSTRIES LTD  
 For Eastern Sugar & Industries Ltd.  
  
 (Executive Director)  
 Executive Director

Kolkata  
 10th February, 2014